



CVS Pharmacy

Victorville, CA

Long-Term Absolute NNN Lease

Corporate CVS Guarantee

Strategic Location

Near Kaiser Permanente's High Desert Medical



Table of Content

1

Investment Overview

Page 3

2

Lease Summary

Page 5

3

Aerials & Property Photos & Site Plan

Page 7

4

Tenant Overview

Page 11

5

Market Overview

Page 13

6

Demographics

Page 16

NEDDY ZIV

702.321.7456

ned@icebergnetlease.com

Iceberg Net Lease





1

Investment Overview



ADDRESS

14426 Palmdale Road
Victorville, CA 92393

OFFER PRICE

\$9,394,927

CAP RATE

5.50%

LEASE TYPE

Absolute NNN

NET OPERATING INCOME

\$516,721

GROSS LEASABLE AREA

13,014 SF

LOT SIZE

1.61 Acres

Investment Highlights

- **Long-Term Lease Assurance**

CVS upholds a 25-year lease through January 2037 with over 12 years remaining, featuring fair market value rental adjustments for sustained competitive returns.

- **Effortless Ownership**

Absolute NNN lease commits CVS to cover all property expenses, ensuring a maintenance-free investment.

- **Robust Tenant Credentials**

CVS, a top-tier health service retailer, trades on the NYSE (CVS) and boasts a BBB credit rating from Standard & Poor's, with revenues surpassing \$266 billion in 2020.

- **Prime Location**

Positioned at a busy, signalized intersection with daily traffic exceeding 43,700 vehicles, near Kaiser Permanente's High Desert Medical Offices and directly opposite the 97,000 sq ft El Evado Plaza, amplifying consumer accessibility and draw.

- **Strong Market Demographics**

The vicinity supports a dense population base with over 89,000 residents within three miles and 176,000 within five miles, fostering robust consumer traffic.



2

Lease Summary



PRICE

\$9,394,927

CAP RATE

5.50%

YEAR BUILT

2010

PERIOD	ANNUAL BASE RENT	MONTHLY BASE RENT
10/1/2024 - 1/31/2037	\$516,721	\$43,060
Option 1 (5 Years)	\$516,721	\$43,060
Option 2 (5 Years)	\$516,721	\$43,060
Option 3-10 (5 Years)	Fair Market Value	Fair Market Value

LEASE SUMMARY	
Tenant	CVS Pharmacy
Guarantor	Corporate Guarantee
Lease Type	Absolute NNN
Rent Commencement	2/25/2011
Lease Expiration	1/31/2037
Remaining Lease Term	12.2 Years Remaining
Rent Increases	FMV in Options 3-10
Renewal Options	Ten 5-Year Options
Roof & Structure	Tenant Responsibility
Ownership Type	Fee Simple





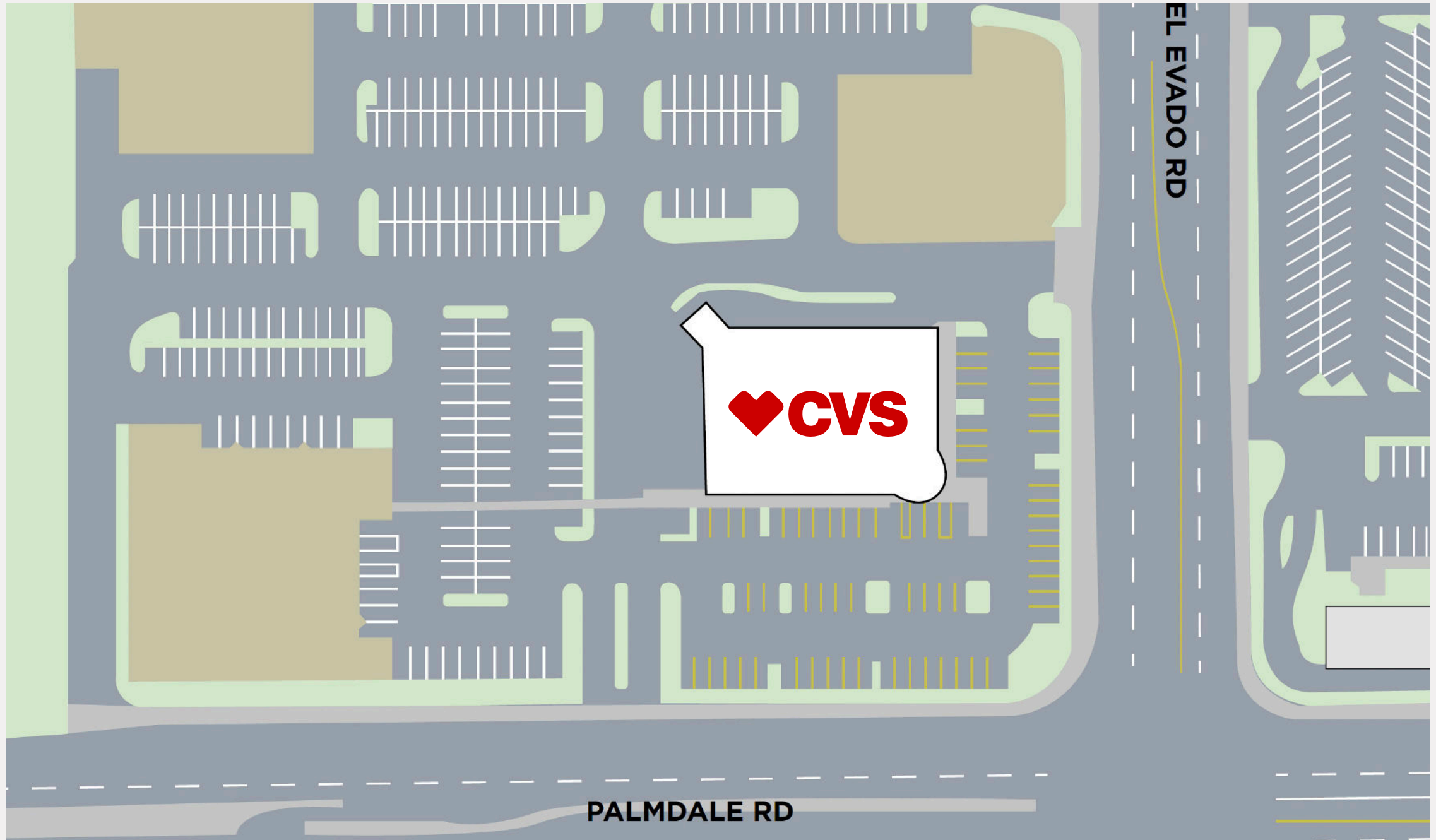
3

Aerials & Property Photos & Site Plan











4

Tenant Overview



CVS Pharmacy

CVS Health Corporation (NYSE: CVS; S&P: BBB) is a premier diversified health solutions enterprise that seamlessly integrates offerings across the full spectrum of pharmacy care. As of the first quarter of 2023, CVS Health is esteemed as the sixth-largest company on the Fortune 500 list, boasting an impressive \$330.9 billion in trailing twelve-month (TTM) total revenues. With total assets amounting to \$239.3 billion and a net worth of \$71.6 billion, CVS Health exemplifies financial robustness and market leadership.

Strategic Business Segments

CVS Health operates under four pivotal segments:

Retail/LTC (Long-Term Care): This segment is a cornerstone of CVS's operations, selling prescription drugs alongside a diverse range of merchandise such as over-the-counter drugs, beauty and personal care products, convenience foods, and more. In 2022, this segment filled approximately 1.6 billion prescriptions, accounting for 26.8% of total U.S. retail pharmacy prescriptions. Noteworthy is its expansion via the acquisition of Target Corporation pharmacies in December 2015, enhancing its market footprint.

Pharmacy Services: This segment facilitates comprehensive pharmacy care benefits, underscoring CVS's integral role in healthcare delivery.

Health Care Benefits: Bolstered by the strategic acquisition of Aetna Inc. in November 2018 for an approximate total transaction value of \$78 billion, this segment significantly advances CVS's mission to innovate the consumer healthcare experience.

Corporate / Other: Encompasses CVS's additional business operations and initiatives outside the core groups.

Innovative Care Delivery

CVS Health also pioneers in accessible healthcare through its nearly ubiquitous MinuteClinic retail medical clinics, mostly situated within CVS Pharmacy or Target stores. These clinics, staffed by board-certified nurse practitioners and physician assistants, follow nationally recognized medical protocols to offer diagnostics, chronic condition monitoring, vaccinations, and more, all without the need for an appointment.



5

Market Overview



Inland Empire, home to 4,601,000 - up 22,56% since 2010

- Lowest industrial vacancy rate in the US (0.8%), ahead of Los Angeles (2.1%)
- 78% population growth over the last 30 years, twice the rate of California as a whole
- Biggest gain in households from migration nationwide in 2020
- Tied with Phoenix metropolitan area
- San Manuel amphitheatre - largest outdoor amphitheatre in the U.S.

\$76,409

Average household income

\$556,842

Average home value


190M+

Gross domestic product (gdp)

28M

Annual visitors in Ontario mills outlet/mall





#1

San Bernardino County is the largest geographic county in the U.S.

Stater Bros Markets distribution center - largest in U.S.

First zero-emission, hydrogen-powered train in U.S. in 2024

#3

In U.S. major markets for industrial deals (connectcre.com)

In U.S. most industrial space under construction (globest.com)

#9

Ontario international airport is one of the busiest cargo airports in the U.S.

4.7M

Inland Empire 2022 metro population

27,000+

Square miles - includes riverside-San Bernardino-Ontario metro area

13

Major cities included in the Inland Empire

13th

Most populous metro in U.S.

AVERAGE INCOME

\$70,827

POPULATION

176,027

Within a 5-mile radius of the property

2020 Demographics

POPULATION	1 MILE	3 MILES	5 MILES	7 MILES
Total Population	11,170	89,129	176,027	245,185
Median Age	29.0	30.9	31.5	32.3

HOUSING	1 MILE	3 MILES	5 MILES	7 MILES
Total Housing Units	3,726	28,452	54,470	77,551
Occupied Housing Units	92.0%	93.1%	92.8%	93.0%
Vacant Housing Units	8.0%	7.0%	7.2%	7.0%

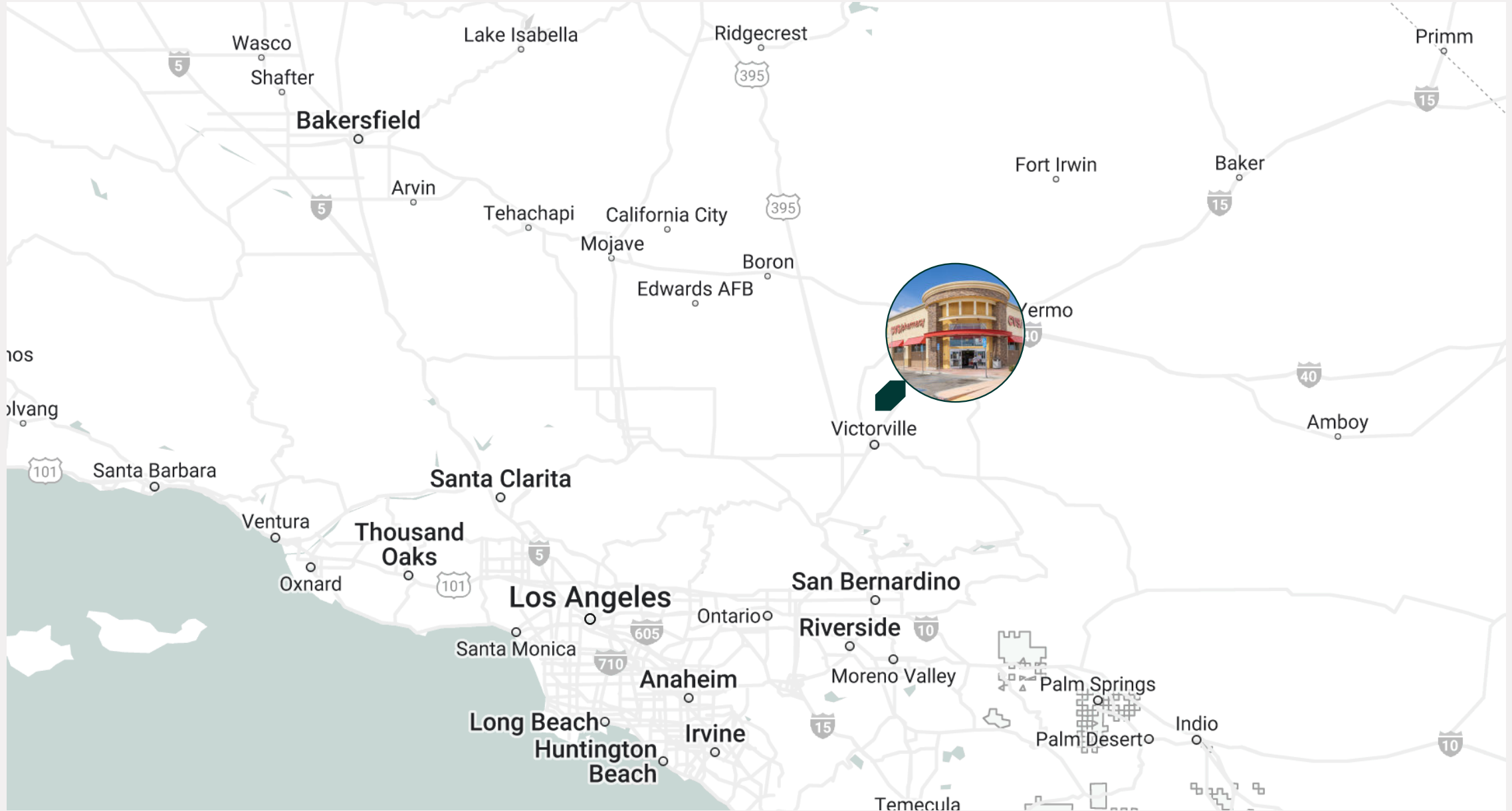
INCOME	1 MILE	3 MILES	5 MILES	7 MILES
Income \$0 - \$49,999	57.8%	46.5%	45.6%	44.7%
Income \$50,000 - \$99,999	29.0%	33.8%	34.0%	33.4%
Income \$100,000 +	13.2%	19.7%	20.4%	21.7%
Average Household Income	\$59,035	\$69,019	\$70,827	\$73,215

2025 Projected Demographics

POPULATION	1 MILE	3 MILES	5 MILES	7 MILES
Total Population	11,532	91,165	181,583	252,625
Median Age	29.8	31.9	32.5	33.3

HOUSING	1 MILE	3 MILES	5 MILES	7 MILES
Total Housing Units	3,819	29,059	56,325	80,140
Occupied Housing Units	92.0%	93.0%	92.8%	93.1%
Vacant Housing Units	8.0%	7.0%	7.2%	6.9%

INCOME	1 MILE	3 MILES	5 MILES	7 MILES
Income \$0 - \$49,999	53.2%	41.4%	40.4%	39.7%
Income \$50,000 - \$99,999	28.9%	33.0%	33.2%	32.5%
Income \$100,000 +	17.8%	25.5%	26.4%	27.8%
Average Household Income	\$67,668	\$78,651	\$80,873	\$83,283



CONFIDENTIALITY AGREEMENT

By receiving this Marketing Package, you acknowledge that (i) it is a confidential document intended solely for your limited use in evaluating your interest in the acquisition of the Property, (ii) you will maintain its content in strict confidence, (iii) you will not disclose it or its contents to any third party without the prior written consent of the Property's owner ("Owner") or Iceberg Net Lease, and (iv) you will not use any information contained within this document in a manner detrimental to the Owner or Iceberg Net Lease.

Should you decide against pursuing the Property after reviewing this Marketing Package, please return it to Iceberg Net Lease promptly.

DISCLAIMER

This Marketing Package provides selected information about the Property and its Owner and does not claim to be all-encompassing or to contain all information a prospective investor may require for evaluating a purchase of the Property. The information herein has been sourced from what is believed to be reliable avenues but has not been independently verified for accuracy, completeness, or suitability for any specific purpose. All information is provided «as is» without any warranty or representation of any kind. This includes forward-looking estimates based on assumptions about the general economy, market conditions, competition, and other uncertain factors, which may not accurately represent the current or future performance of the Property. References to measurements and quantities are approximate.

The summaries of documents, including leases and other materials provided herein, may not accurately or completely reflect the full agreements. Qualified prospective purchasers may be given additional information and an opportunity to inspect the Property. Prospective buyers are encouraged to verify the accuracy and completeness of all information, consult with independent legal and financial advisors, and thoroughly assess the transaction and the Property's suitability for their needs. ANY RELIANCE ON THIS MARKETING PACKAGE'S CONTENT IS AT YOUR OWN RISK.

The Owner reserves the right, at its sole discretion, to reject any or all expressions of interest or offers for the Property and/or to terminate discussions at any time with or without notice. All negotiations and offers are non-binding unless a definitive purchase and sale agreement, executed by the Owner, is in place.

Broker

NEDDY ZIV

702.321.7456

ned@icebergnetlease.com

Iceberg Net Lease



COPYRIGHT NOTICE

© 2024 Iceberg Net Lease. All Rights Reserved.

The Iceberg Net Lease logo and any associated marks are service marks of Iceberg Net Lease.

All other trademarks displayed in this document are the property of their respective owners.

The use of these logos does not imply any affiliation with or endorsement by Iceberg Net Lease.

